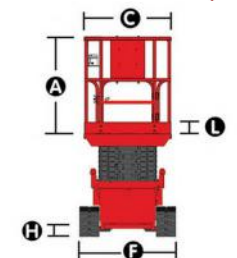
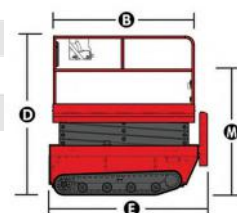
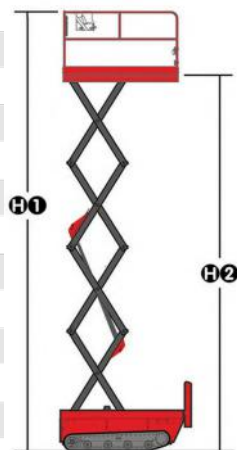


| MODEL | XE60CT OR | XE80CT OR |
|--|-----------------------|-----------|
| Working height max H1 | 6.8 m | 8 m |
| Platform height max H2 | 4.8 m | 6 m |
| Max. Outreach | 0.9 m | |
| Lifting capacity | 230 kg | |
| Lift capacity on the extension | 115 kg | |
| Dimension of the platform B x C x A | 1.84 x 0.9 x 1.1 m | |
| Platform skirting board height L | 0.13 m | |
| Overall length and width E x F | 2.26 x 1.12 m | |
| Height stowed D | 2.12 m | 2.22 m |
| Height - guardrails folded M | 1.75 m | 1.85 m |
| Ground clearance H | 0.13 m | |
| Rising time / lowering time | 24 / 22 s | 32 / 30 s |
| Drive speed - stowed | 1.7 km/h | |
| Drive speed - raised | 0.7 km/h | |
| Gradeability | 40% | |
| Tilt sensor - front to back | 3° | |
| Tilt sensor - side to side | 2° | |
| Outrigger level ability - front to back | 4.5° | |
| Outrigger level ability - side to side | 10° | |
| Drive model | Electric | |
| Hydraulic tank capacity | 10 L | |
| Crawler size | Y200 x 72 -49 Section | |
| Max. platform occupancy | 2 pers | |
| Power source | 24 V / 225 Ah | |
| Weight | 1445 kg | 1525 kg |

- » Mantall crawler-type electric scissor lift has characteristics of zero emission, no noise, and has powerful climbing function.
- » The carrying capacity could be up to 230Kg, and lifting process is stable, safe and reliable.
- » Strong driving force and fast reaction speed.
- » With on-board diagnostic system, intelligent fault alarm system and other functions.



MANTALL - XE80CT-OR

19' TRACKED SCISSOR LIFT

