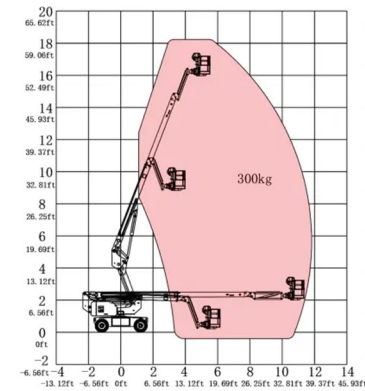
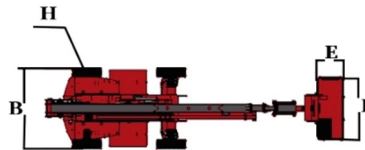
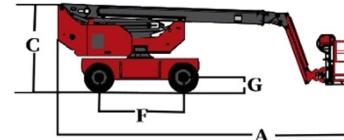


TRACCESS - HT45JE

45' ELECTRIC STRAIGHT BOOM LIFT



Models	HT45JE
Measurements	
Max. Working Height	18.2m
Max. Platform Height	16.2m
Max. Horizontal Extension	11.9m
A-Length (Stowed)	8.5m
B-Width (Stowed)	2.31m
C-Height (Stowed)	2.51m
D-Platform Length	1.83m
E-Platform Width	0.76m
F-Wheelbase	2.4m
G-Ground Clearance	0.3m
Wheel Track	2.05m
Performance	
Platform Capacity	300kg
Max. Drive Speed	4.8km/h
Gradeability	40%
Turning Radius (In.)	2.62m
Turning Radius (Out.)	5m
Turntable Rotation	360° Continuous
Platform Rotation	±80°
Vertical Jib Rotation	-70° to 70°
Tilt Rating	5°
Operating Wind Speed	12.5m/s
Tail Swing	1.16m
Hydraulic Tank Capacity	70L
Auxiliary Power	12V DC
Drive Method	FWD
Turn Method	Front
Lift Motor	11kw
Drive Motor	3.3kw
Power	
Batteries (V/Ah)	48V304Ah
Charger	100-240VAC/16A
Tires	33x12-20
Weight	
Weight	7900kg