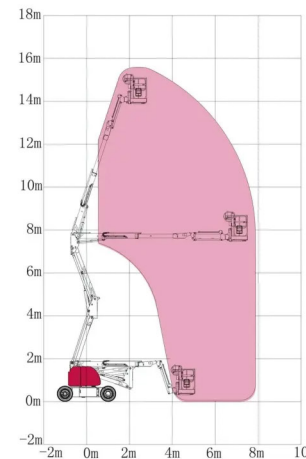

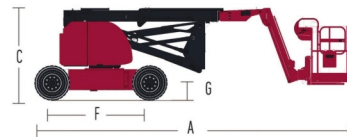


TRACCESS - Z45JE

45' ELECTRIC KNUCKLE BOOM LIFT



Models	Z45JE
Measurements	
Max. Working Height	16m
Max. Platform Height	14m
Max. Horizontal Extension	7.5m
Max. Up and Over Height	7.54m
A-Length (Stowed)	6.4m
B-Width (Stowed)	1.75m
C-Height (Stowed)	1.93m
D-Platform Length	1.52m
E-Platform Width	0.76m
F-Wheel Base	2.01m
G-Ground Clearance	0.2m
Performance	
Platform Capacity	230kg
Max. Drive Speed (Stowed)	4.8km/h
Gradeability	30%
Turning Radius (In.)	0.8m
Turning Radius (Out.)	3.8m
Turntable Rotation	355°
Platform Rotation	±90°
H-Tail Swing	0
Tilt Rating	3°
Operating Wind Speed	12.5m/s
Power	
Batteries (V/Ah)	48V/310Ah
Charger	100-240VAC/13.5A
Hydraulic Oli Tank Capacity	20L
Tires	705X210X445
Weight	
Weight	7070kg